

**Goal Sheet**

**April 13-17, 2020**

Please do the following:

<u>Monday</u>	<u>Tuesday</u>	<u>Wednesday</u>	<u>Thursday</u>	<u>Friday</u>
Spelling Words 3 times each	Dynamic Duo	Dynamic Duo	Dynamic Duo	Spelling test on Spelling City
Dynamic Duo	Math page Number Logic	Parsing page	"Bat Mystery"	Dynamic Duo
Language Lesson * Prepositions	Braille pages	Reading Group	Reading Group	Language page
Reading w/ Ms. E	Look up Louis Braille on Pebble Go. Write 4-5 sentences/facts about him.	Journal/couplet	Story Problems	Reading
Language page		Math Page Money	Language Lesson * Possessives I	Polygon page
Spanish page	Reading	Geometry* Polygons Draw/label	Math page Multiplication	Spanish page
Rounding page	Mapping page	Spanish-11:00	Spelling City 3 exercises	Study Ladder math your choice
PE	PE w/ Coach	PE	PE	Drama/Music

**Geography**

Color the flag of  
Sweden

**Social Studies**

Go to Scholastic  
News.com  
Read "Beach of  
Glass"  
Watch the video  
Pages are attached  
in work plan

**Art/ Creative Writing**

Write a story about  
your pet. It should be  
between 100-300  
words. Include at  
least two other  
illustrations.  
This will be a two  
week project.

**Technology-11:30**

**Science**

Go outside and get  
a leaf. Classify the  
leaf according to leaf  
shape. What type of  
tree/bush did it come  
from? Draw the leaf  
and make a rubbing.

## Spelling list

brain \_\_\_\_\_

grave \_\_\_\_\_

delay \_\_\_\_\_

eight \_\_\_\_\_

cream \_\_\_\_\_

sleeve \_\_\_\_\_

achieve \_\_\_\_\_

sneeze \_\_\_\_\_

true \_\_\_\_\_

knew \_\_\_\_\_

squeal \_\_\_\_\_

pause \_\_\_\_\_

daughter \_\_\_\_\_

fountain \_\_\_\_\_

Challenge word: Tuesday \_\_\_\_\_

NAME \_\_\_\_\_

# Homographs

Homographs are words that have the same spelling but different meanings and pronunciations. Use context to decide the correct meaning and pronunciation.



Read each pair of sentences. Write the meaning of each underlined word.

1. The dove made a cooing sound.

a bird

\_\_\_\_\_

Jessie dove into the lake.

jumped in

\_\_\_\_\_

2. Bob's apron had a tear in it.

a drop of water

\_\_\_\_\_

A tear ran down the boy's cheek.

a rip

\_\_\_\_\_

3. We live in a sod house.

to stay at each day

\_\_\_\_\_

A live rabbit is in the barn.

having life

\_\_\_\_\_

4. Please wind the yarn into a ball.

a strong breeze

\_\_\_\_\_

The wind will dry the clothes.

to turn round and round

\_\_\_\_\_

5. The content of the box was toys.

satisfied

\_\_\_\_\_

Nora was content with her new book.

all things inside

\_\_\_\_\_

# Describe It: Camping

Imagine that you are camping out with your family. Look at the picture closely. Pretend that you are there. Write sentences describing what you would see, feel, smell, and hear. Be sure each idea is written in a complete sentence. Remember that each sentence must begin with a capital letter and end with a period.



1. Sometimes the smoke would blow around and get in my eyes.
2. I would hear pesky little mosquitoes buzzing around.
3. \_\_\_\_\_
4. \_\_\_\_\_
5. \_\_\_\_\_
6. \_\_\_\_\_
7. \_\_\_\_\_
8. \_\_\_\_\_
9. \_\_\_\_\_
10. \_\_\_\_\_

Continue writing more ideas on the back of this page.



Name: \_\_\_\_\_

# Reading Without Seeing

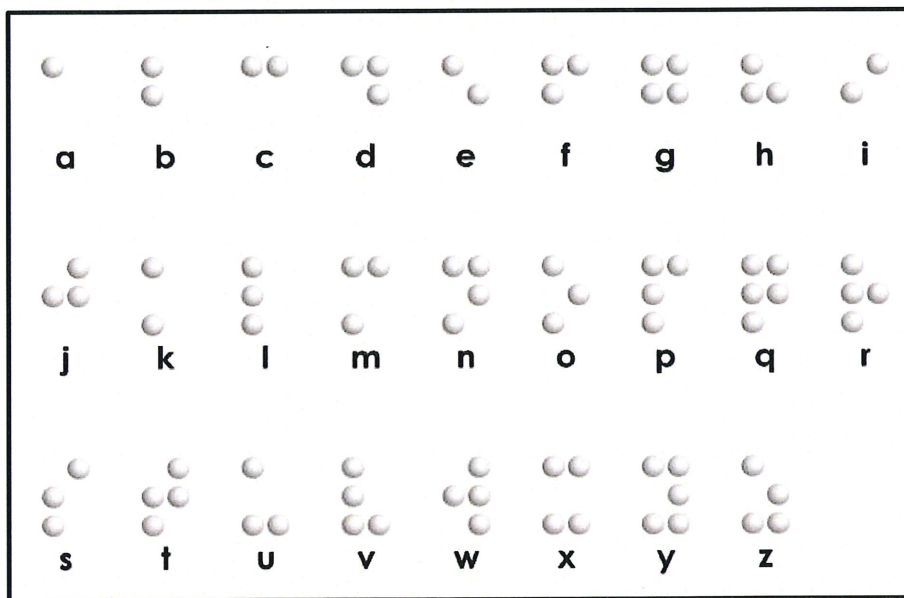
Did you know that blind people can read books? Even though they can't see, they do have a special system for reading that allows them to feel books and papers.



Close your eyes and feel a book. You probably can't feel the letters and words, can you? It would be impossible to read one of your books if you couldn't see. But what if the book has small dots that were bumps in the paper? You would be able to feel those. Now imagine the bumps are a code for letters.

Braille is the special alphabet that blind people use to read. Each letter is made of small dots that rise out of the paper in a special pattern. Blind people read braille by using their fingers to feel each letter.

Here is a picture of what the patterns in the braille alphabet look like:




The braille alphabet was invented nearly 200 years ago by a blind man named Louis Braille. He wanted to be able to read and write just like everyone else. Since he couldn't see, he invented an alphabet made of dots.

Today, braille letters are found in books, on elevator buttons, on medicine boxes, and there are even braille computer keyboards. There are braille Monopoly boards. Disneyland has braille maps. Most McDonald's restaurants even have braille menus available for blind customers.

Name: \_\_\_\_\_

# Braille Message


Decode the message. Write the English letters below the braille letters.



\_\_\_\_\_



\_\_\_\_\_



\_\_\_\_\_



\_\_\_\_\_



The cute dog happily wagged his bushy long tail.

A kind girl delicately placed the boiled egg on the long  
wooden table.

The great big hungry greedily bear ate the honey.


A small hermit crab forcefully grabbed the aluminum can.

Name: \_\_\_\_\_

Video: "Save Our Seas"

## Watch a Video

**Teachers:** Students can read the questions before they watch the video. That way, they'll know what to pay attention to while watching!



1. What is one reason the ocean is important to humans and animals?

---

---

2. Why is pollution bad for the ocean?

---

---

3. What is one way kids can help keep the oceans clean and healthy? \_\_\_\_\_

---



Name: \_\_\_\_\_



## Read and Think

Read your issue of *Scholastic News*.

As you read, stop and answer the questions below.

1. Read the first two paragraphs of the article. Then .

Why was the beach in California covered in trash?

---



---

2. Read "Ocean at Work." Then . What did the ocean waves and the beach sand do to the sharp pieces of glass?

---



---

3. What does sea glass look like?

---



---

4. Read "Disappearing Glass." Then . Why do some people say it's OK to take the sea glass from the beach in California?

---



---

5. Why do other people say the glass should be left alone?

---



---


Name: \_\_\_\_\_

## Word Work

Answer the questions about vocabulary words from your issue of *Scholastic News*.

1. Color in the words that describe pieces of **sea glass**.

colorful	sharp	smooth
sparkly	small	pointy



2. Why can you find sea glass only at beaches?

---



---


3. A **souvenir** is \_\_\_\_\_.

- a kind of animal that lives in the ocean  
 something people keep to remind them of a place they've visited  
 a kind of storm that moves over the ocean

4. What is a souvenir that would remind you of your year in second grade?  
Draw it here. →

# A Bat Mystery

Some bats are in trouble. They have an illness. Millions of bats have died from it.



AP Images

The bats get a white **fungus** on their noses, ears, and wings. Fungi are types of organisms that include molds, mildews, and yeasts. Some fungi can make animals sick.

Scientists do not know why the bats are dying. They have been trying to solve the mystery for more than a year.

"We're trying to find out what this fungus is and where it came from," says scientist Susi von Oettingen. She works for the U.S. Fish and Wildlife Service. "We're trying to figure out if we can make the bats healthy again," she says.



AP Images

Scientists want to find out why bats are dying.

Name: \_\_\_\_\_

Date: \_\_\_\_\_

**Directions:** Answer the following four questions based on the information in the passage.

1. According to the text, why are millions of bats dying?

\_\_\_\_\_  
-----  
\_\_\_\_\_  
-----  
\_\_\_\_\_

2. Some bats get a white fungus on their noses, ears, and wings. What are fungi?

\_\_\_\_\_  
-----  
\_\_\_\_\_  
-----  
\_\_\_\_\_

3. What have scientists been trying to do?

\_\_\_\_\_  
-----  
\_\_\_\_\_  
-----  
\_\_\_\_\_

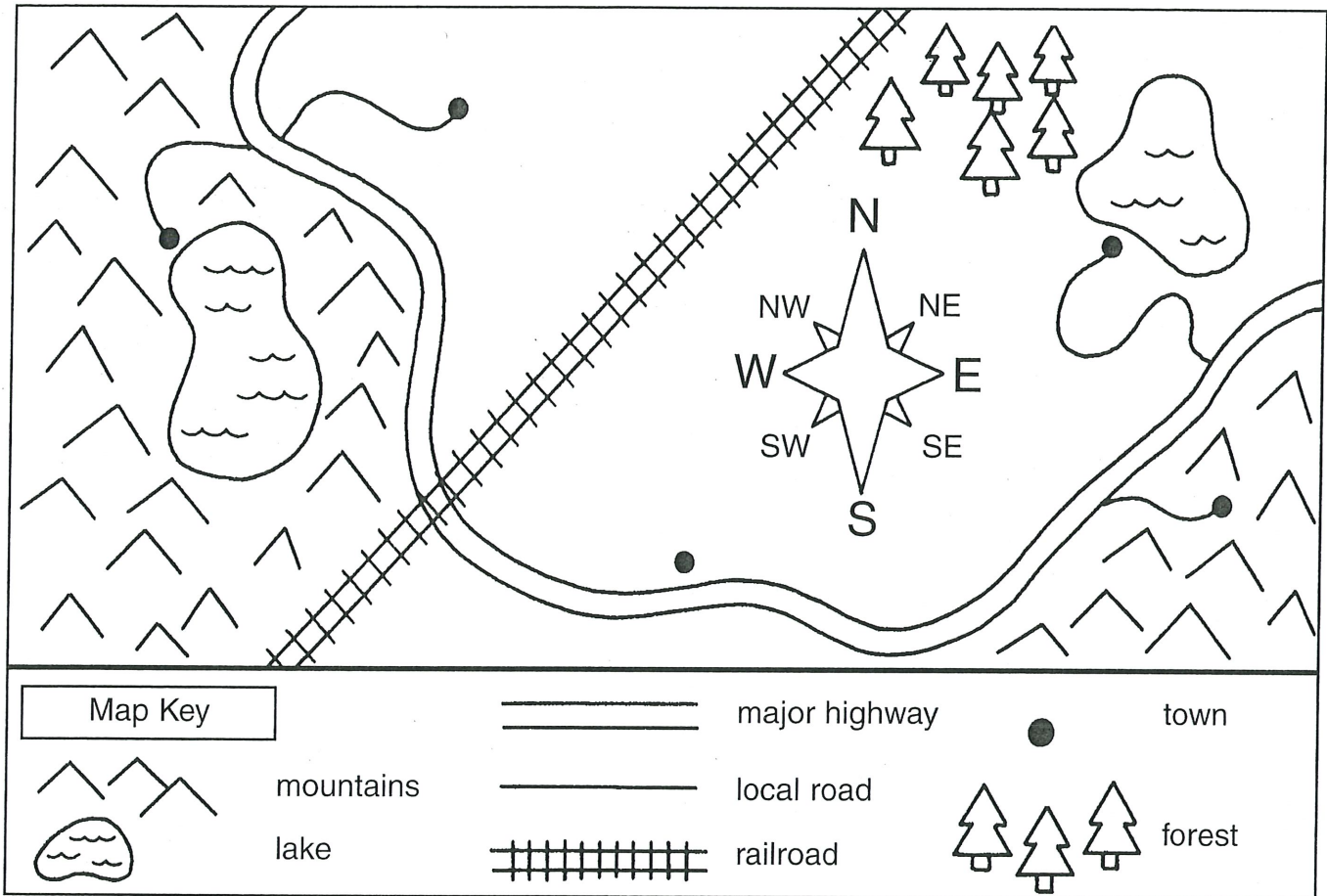
4. What is this passage mostly about?

\_\_\_\_\_  
-----  
\_\_\_\_\_  
-----  
\_\_\_\_\_

# I've Got the Key!

Mapmakers draw the symbols they use in a map key. The map key explains what each symbol represents.

Look at this map and the map key. Use it to answer the questions below.



Answer true or false. If it is false, write the correct answer below it.

- \_\_\_\_\_ A railroad track runs southwest to northeast.
- \_\_\_\_\_ Mountains cover the northern section of the map.
- \_\_\_\_\_ A lake and a forest are in the southeast.
- \_\_\_\_\_ All towns can be reached by the major highway.
- \_\_\_\_\_ Two towns are by lakes, and two towns are in the mountains.
- \_\_\_\_\_ There are no towns along the railroad track.
- \_\_\_\_\_ There is a large forest east of the lake and west of the railroad.
- \_\_\_\_\_ The southernmost town is next to the major highway.

# Multiplication

• Tables 0 to 4



Name \_\_\_\_\_

56 Answers Right \_\_\_\_\_

Multiply

- |    | a.   | b.   | c.   | d.   | e.   | f.   | g.   | h.   |
|----|--|--|--|--|--|--|--|--|
| 1. | $\begin{array}{r} 1 \\ \times 1 \\ \hline \end{array}$ | $\begin{array}{r} 0 \\ \times 3 \\ \hline \end{array}$ | $\begin{array}{r} 1 \\ \times 2 \\ \hline \end{array}$ | $\begin{array}{r} 3 \\ \times 3 \\ \hline \end{array}$ | $\begin{array}{r} 4 \\ \times 3 \\ \hline \end{array}$ | $\begin{array}{r} 3 \\ \times 1 \\ \hline \end{array}$ | $\begin{array}{r} 4 \\ \times 0 \\ \hline \end{array}$ | $\begin{array}{r} 3 \\ \times 0 \\ \hline \end{array}$ |
| 2. | $\begin{array}{r} 6 \\ \times 0 \\ \hline \end{array}$ | $\begin{array}{r} 2 \\ \times 1 \\ \hline \end{array}$ | $\begin{array}{r} 1 \\ \times 4 \\ \hline \end{array}$ | $\begin{array}{r} 2 \\ \times 2 \\ \hline \end{array}$ | $\begin{array}{r} 5 \\ \times 0 \\ \hline \end{array}$ | $\begin{array}{r} 5 \\ \times 2 \\ \hline \end{array}$ | $\begin{array}{r} 4 \\ \times 1 \\ \hline \end{array}$ | $\begin{array}{r} 0 \\ \times 4 \\ \hline \end{array}$ |
| 3. | $\begin{array}{r} 8 \\ \times 2 \\ \hline \end{array}$ | $\begin{array}{r} 3 \\ \times 3 \\ \hline \end{array}$ | $\begin{array}{r} 6 \\ \times 3 \\ \hline \end{array}$ | $\begin{array}{r} 0 \\ \times 1 \\ \hline \end{array}$ | $\begin{array}{r} 2 \\ \times 4 \\ \hline \end{array}$ | $\begin{array}{r} 3 \\ \times 4 \\ \hline \end{array}$ | $\begin{array}{r} 5 \\ \times 3 \\ \hline \end{array}$ | $\begin{array}{r} 2 \\ \times 0 \\ \hline \end{array}$ |
| 4. | $\begin{array}{r} 5 \\ \times 4 \\ \hline \end{array}$ | $\begin{array}{r} 4 \\ \times 2 \\ \hline \end{array}$ | $\begin{array}{r} 4 \\ \times 4 \\ \hline \end{array}$ | $\begin{array}{r} 7 \\ \times 0 \\ \hline \end{array}$ | $\begin{array}{r} 3 \\ \times 2 \\ \hline \end{array}$ | $\begin{array}{r} 7 \\ \times 3 \\ \hline \end{array}$ | $\begin{array}{r} 9 \\ \times 1 \\ \hline \end{array}$ | $\begin{array}{r} 8 \\ \times 2 \\ \hline \end{array}$ |
| 5. | $\begin{array}{r} 5 \\ \times 1 \\ \hline \end{array}$ | $\begin{array}{r} 9 \\ \times 3 \\ \hline \end{array}$ | $\begin{array}{r} 6 \\ \times 4 \\ \hline \end{array}$ | $\begin{array}{r} 9 \\ \times 2 \\ \hline \end{array}$ | $\begin{array}{r} 2 \\ \times 3 \\ \hline \end{array}$ | $\begin{array}{r} 8 \\ \times 0 \\ \hline \end{array}$ | $\begin{array}{r} 8 \\ \times 3 \\ \hline \end{array}$ | $\begin{array}{r} 1 \\ \times 0 \\ \hline \end{array}$ |
| 6. | $\begin{array}{r} 9 \\ \times 4 \\ \hline \end{array}$ | $\begin{array}{r} 9 \\ \times 0 \\ \hline \end{array}$ | $\begin{array}{r} 8 \\ \times 4 \\ \hline \end{array}$ | $\begin{array}{r} 8 \\ \times 1 \\ \hline \end{array}$ | $\begin{array}{r} 7 \\ \times 4 \\ \hline \end{array}$ | $\begin{array}{r} 6 \\ \times 2 \\ \hline \end{array}$ | $\begin{array}{r} 6 \\ \times 1 \\ \hline \end{array}$ | $\begin{array}{r} 7 \\ \times 1 \\ \hline \end{array}$ |
| 7. | $\begin{array}{r} 0 \\ \times 2 \\ \hline \end{array}$ | $\begin{array}{r} 2 \\ \times 3 \\ \hline \end{array}$ | $\begin{array}{r} 7 \\ \times 1 \\ \hline \end{array}$ | $\begin{array}{r} 7 \\ \times 2 \\ \hline \end{array}$ | $\begin{array}{r} 0 \\ \times 4 \\ \hline \end{array}$ | $\begin{array}{r} 1 \\ \times 2 \\ \hline \end{array}$ | $\begin{array}{r} 1 \\ \times 3 \\ \hline \end{array}$ | $\begin{array}{r} 0 \\ \times 0 \\ \hline \end{array}$ |

Round these numbers to the nearest tens.

$75 =$

$188 =$

$16 =$

$116 =$

$59 =$

$217 =$

$76 =$

$391 =$

$31 =$

$428 =$

$2 =$

$549 =$

Round these numbers to the nearest hundred.

$415 =$

$333 =$

$877 =$

$776 =$

$642 =$

$450 =$

$381 =$

$876 =$

$264 =$

$901 =$

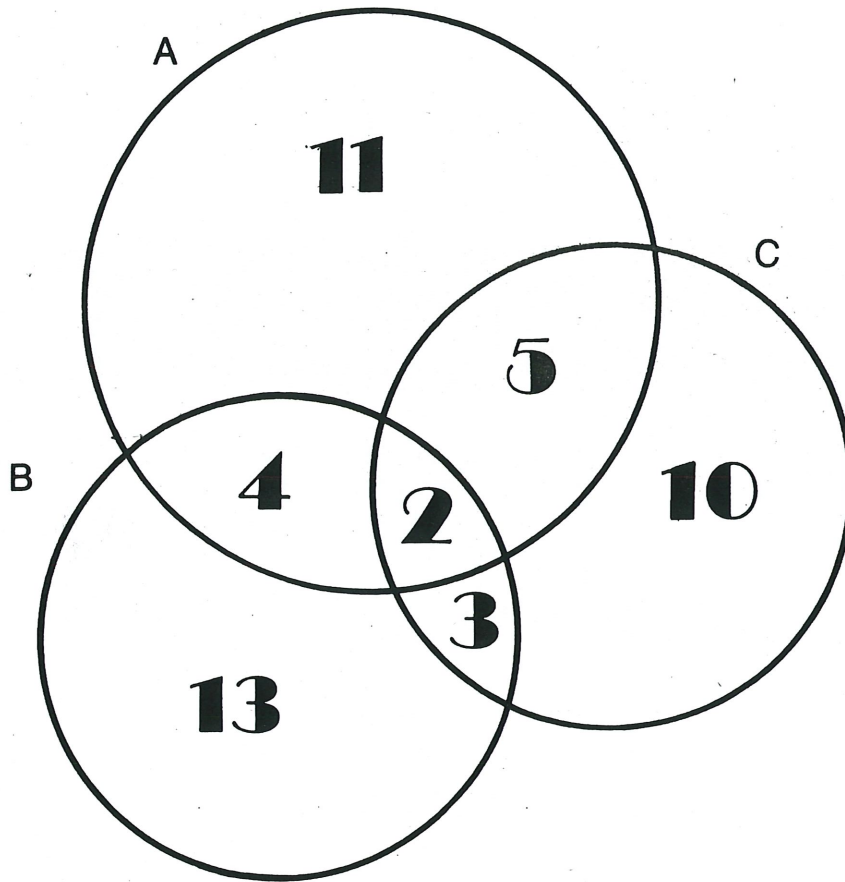
Watch out!!!! (Nearest ten and hundred)

$2,453 =$  ten \_\_\_\_\_ hundred \_\_\_\_\_

$5,798 =$  ten \_\_\_\_\_ hundred \_\_\_\_\_

# NUMBER LOGIC (II)

T



Find the sum of the numbers:

1. in circle C. \_\_\_\_\_
2. in circle B. \_\_\_\_\_
3. in both circle A and circle B. \_\_\_\_\_
4. in both circle B and circle C. \_\_\_\_\_
5. in both circle A and circle C. \_\_\_\_\_
6. not in circle B. \_\_\_\_\_
7. not in circle C. \_\_\_\_\_

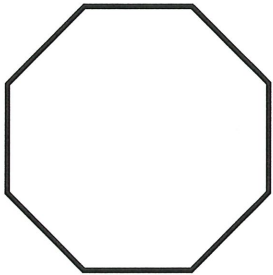


Name \_\_\_\_\_

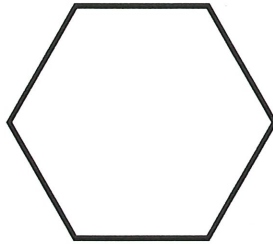
Date \_\_\_\_\_

# Polygon Practice

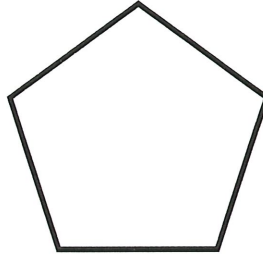
1. Look at each of the polygons below. Then write the name of each shape on the line.



\_\_\_\_\_




\_\_\_\_\_




\_\_\_\_\_



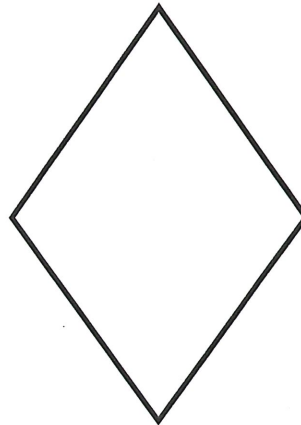
\_\_\_\_\_




\_\_\_\_\_



\_\_\_\_\_

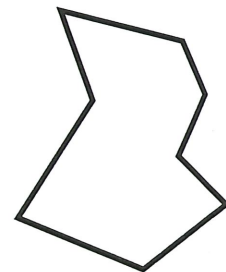
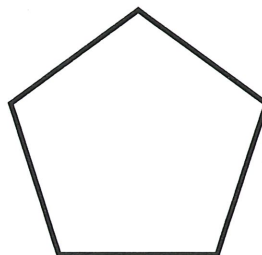
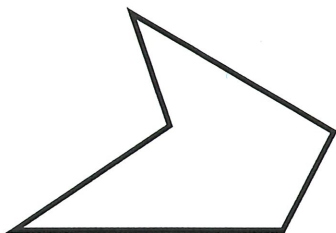


\_\_\_\_\_



\_\_\_\_\_

2. Circle the shape that is a regular polygon.



7 Name

Date

W



# Money problems

Look at these coins.



How much more is needed to make 75¢? 35¢

How much is 15¢ and 19¢? 34¢

Write the answers in the boxes.

What is the total of 20¢ and 70¢?

What is 35¢ less 20¢?

Jasmine collects nickels and has 45¢ worth.  
How many nickels does Jasmine have?

Don has these coins.

Which coin does he need to make \$1.00?




Jim starts out with 80¢ but loses 35¢. How much does he have left?

Mary has four coins that add up to 17¢.

Which coins does Mary have?

Which four of the these coins add up to \$0.86?



60¢ is shared equally by 4 children. How much do they each get?

How much is four groups of coins with 1 dime and 1 nickel in each group?



These coins are shared equally by two children. How much does each child get?

Write the answers in the boxes.

$5¢ + 40¢ =$

$10¢ + 46¢ =$

$21¢ + 8¢ =$

$20¢ - 10¢ =$

$49¢ - 5¢ =$

$18¢ - 12¢ =$

$35¢ + 45¢ =$

$62¢ + 17¢ =$

$80¢ + 18¢ =$

# Story Problems

Add and Subtract

Name \_\_\_\_\_

8 Answers Right \_\_\_\_\_

Find the answers. Show your work.

1. Jenny bought 146 gum balls.  
 She gave some to her sister.  
 She had 102 gum balls left.  
 How many gum balls did she give to her sister? \_\_\_\_\_

2. Allen counted 45 boys and 33 girls  
 on the school bus.  
 How many children were on the bus? \_\_\_\_\_

How many more boys were on the bus? \_\_\_\_\_

3. Marta counted 988 jelly beans.  
 Sixty-one jelly beans were yellow.  
 How many were not yellow? \_\_\_\_\_

4. Juan's school meeting room can hold 382 people.  
 There are 252 people in the room.  
 How many more people can it hold? \_\_\_\_\_

5. Amy and Kathy went bowling.  
 Amy had 212 points. Kathy had 255 points.  
 How many points did they have together? \_\_\_\_\_

How many more points did Kathy have? \_\_\_\_\_

6. There were 509 people at the baseball game.  
 One hundred of those people were children.  
 How many of the people were not children? \_\_\_\_\_



Name: \_\_\_\_\_

Monday  
**MATH**   
Practice

1.  $7 + 8 =$  \_\_\_\_\_

2. 
$$\begin{array}{r} 13 \\ - 4 \\ \hline \end{array}$$

3. How much is it?



\_\_\_\_\_ ¢

4. 100 99 98 \_\_\_\_\_

\_\_\_\_\_

5. There are two mittens in a pair.  
How many mittens are in seven pairs?

\_\_\_\_\_ mittens

Name: \_\_\_\_\_

Tuesday  
**MATH**   
Practice

1.  $13 - 9 =$  \_\_\_\_\_

2. 
$$\begin{array}{r} 9 \\ + 4 \\ \hline \end{array}$$

3. About how many jelly beans are in  $\frac{1}{2}$  cup?

- 200     20     2

4.  $12 + 4 = \square + 12$

5. Write number sentences using 8, 7, and 15.

\_\_\_\_\_ + \_\_\_\_\_ = \_\_\_\_\_

\_\_\_\_\_ + \_\_\_\_\_ = \_\_\_\_\_

\_\_\_\_\_ - \_\_\_\_\_ = \_\_\_\_\_

\_\_\_\_\_ - \_\_\_\_\_ = \_\_\_\_\_

Name: \_\_\_\_\_

Wednesday

**MATH**   
Practice

1.  $14 - 5 =$  \_\_\_\_\_

2. 
$$\begin{array}{r} 10 \\ + 10 \\ \hline \end{array}$$

3. Name the pattern.



\_\_\_\_\_

4. Mark the even numbers.

1 2 3 4 5 6

5. If Walter eats  $\frac{1}{2}$  of his candy bar for lunch and  $\frac{1}{2}$  of his candy bar for a snack after school, how much is left?

\_\_\_\_\_ is left

Name: \_\_\_\_\_

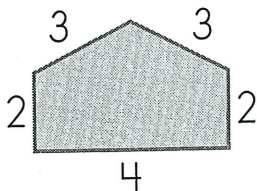
Thursday

**MATH**   
Practice

1.  $8 + 7 =$  \_\_\_\_\_

2. 
$$\begin{array}{r} 13 \\ - 6 \\ \hline \end{array}$$

3. How far is it around this shape?



\_\_\_\_\_

4.  $6 + 2 =$  \_\_\_\_\_

$60 + 20 =$  \_\_\_\_\_

5. Bananas cost 30¢ each. Can Luis buy two bananas if he has 4 dimes, 3 nickels, and 5 pennies?

yes no

Name: \_\_\_\_\_

# Monday



Correct the sentences.

1. sandy and me is jumping rope

\_\_\_\_\_

2. did teds dog have four puppys

\_\_\_\_\_

Find the abbreviation for Mister.

3. Mrs.      Mr.      Dr.

Which word IS spelled correctly?

4. smil      smile      smille

What word is missing?

5. That is \_\_\_\_\_ skateboard.

Marks   Mark's   Mark



Name: \_\_\_\_\_

# Tuesday



Correct the sentences.

1. i went to the park with amy sally and maria

\_\_\_\_\_

2. mom want brad to baby-sit on friday

\_\_\_\_\_

Find the words that go together.

3. soccer      baseball      dance      football

What word is missing?

4. A frog \_\_\_\_\_ up and down.

hop   hops   hopping

5. An \_\_\_\_\_ was in the candy jar.

ant      aunt

Name: \_\_\_\_\_

# Wednesday



Correct the sentences.

1. is carys birthday on monday

\_\_\_\_\_

2. does miyeko live on elm street

\_\_\_\_\_

Find the words with the sound of g in giant.

3. germ      gobble      giraffe      girl

What word is the opposite of long?

4. \_\_\_\_\_

What will happen next?

5. The man's car has a flat tire.

a. He will buy a new car.    b. He will fix the tire.    c. He will kick the car.



Name: \_\_\_\_\_

# Thursday



Correct the sentences.

1. lets play in jamals back yard

\_\_\_\_\_

2. did you break mothers vase

\_\_\_\_\_

Find the missing word.

3. Pick \_\_\_\_\_ jacket up off the floor.

Mario    Marios    Mario's

Which word IS spelled correctly?

4. jumpt      jumpd      jumped

Make a statement about a monkey.

5. \_\_\_\_\_

Name: \_\_\_\_\_



Does a capital go here? Yes or No

1. mrs. garcia has three children.

a                      b                      c

a. \_\_\_\_\_ b. \_\_\_\_\_ c. \_\_\_\_\_

2. when will jim and mark be here?

a                      b                      c

a. \_\_\_\_\_ b. \_\_\_\_\_ c. \_\_\_\_\_

3. her birthday is june 16.

a                      b                      c

a. \_\_\_\_\_ b. \_\_\_\_\_ c. \_\_\_\_\_

Name: \_\_\_\_\_

Friday

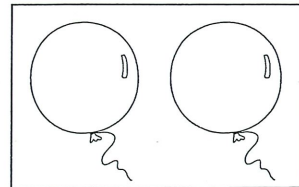
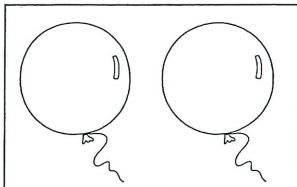
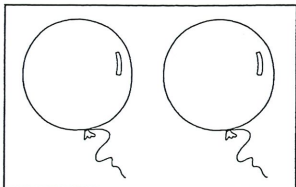
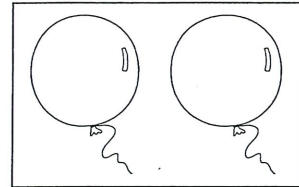
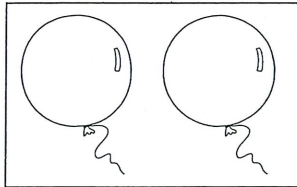
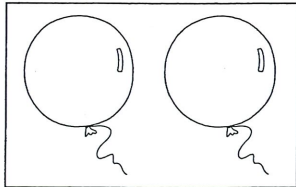
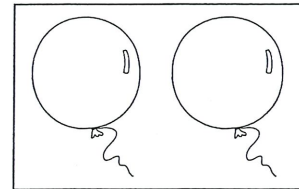
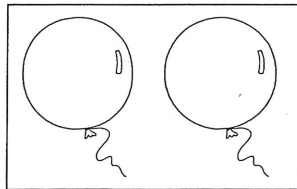
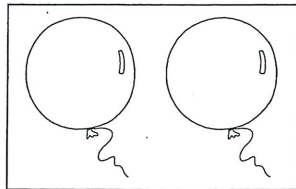


Practice

## Color It



Show nine different ways to color the balloons. Use only red, blue, and yellow crayons. Each balloon may be only **one** color.






Possessive Nouns Lesson (Use to record lesson.)

Th.

A large writing area consisting of 20 horizontal green lines, bounded by two vertical red lines on the left and right sides.

# Prepositions



### Flag of Sweden









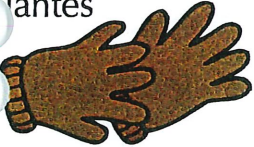
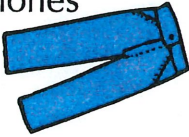





Adopted on June 22, 1906.

This Scandinavian cross represents Christianity. The design and colours of the Swedish flag are believed to have been inspired by the present Coat of arms of Sweden of 1442, which is blue divided quarterly by a cross pattée of gold, and modelled on the Danish flag. Blue and yellow have been used as Swedish colors at least since King Magnus III's royal coat of arms of 1275.



# Matching Clothes

At the bottom of each picture, write the English word that matches the Spanish and the pictures. Write the Spanish words next to the English at the bottom of the page.

falda 	zapatos 	pantalones cortos 	cinturón 
abrigo 	calcetines 	vestido 	botas 
guantes 	pantalones 	chaqueta 	blusa 
gorro 	sandalias 	camisa 	

1. skirt \_\_\_\_\_
2. belt \_\_\_\_\_
3. jacket \_\_\_\_\_
4. socks \_\_\_\_\_
5. hat \_\_\_\_\_
6. shirt \_\_\_\_\_
7. sandals \_\_\_\_\_
8. dress \_\_\_\_\_
9. cap \_\_\_\_\_
10. pants \_\_\_\_\_
11. gloves \_\_\_\_\_
12. boots \_\_\_\_\_
13. shoes \_\_\_\_\_
14. blouse \_\_\_\_\_
15. shorts \_\_\_\_\_

# Dressing Up

Write the Spanish word for each clue in the crossword puzzle.

### Across


- 1. shoes
- 4. socks
- 7. dress
- 8. gloves
- 9. hat
- 10. shirt

### Down

- 2. pants
- 3. skirt
- 4. jacket
- 5. belt
- 6. boots

**Word Bank**

cinturón	botas	camisa
guantes	calcetines	sombrero
chaqueta	falda	zapatos
pantalones	vestido	



Crossword puzzle grid with numbered starting points:

- 1: Across, 4 cells
- 2: Down, 4 cells
- 3: Down, 4 cells
- 4: Across, 8 cells
- 5: Down, 4 cells
- 6: Down, 4 cells
- 7: Across, 6 cells
- 8: Across, 6 cells
- 9: Across, 8 cells
- 10: Across, 6 cells

# My Leaf Study

Type of plant/bush/tree (ex. oak, maple) \_\_\_\_\_

Shape classification of leaf (ex. ovate, deltoid) \_\_\_\_\_

Draw your leaf here.

Make a rubbing of the leaf on the back. Flip your paper over and put your paper on top of the leaf and rub it with your pencil. Hold your pencil sideways as if you were shading. You can use a color pencil if you would like.

Write a haiku poem about the leaf on the back of the paper under your leaf rubbing.